

# Game on!

Plug and play with PryTerms™ – our pre-terminated fibre optic cables.



# Plug and play with PryTerms™

Have you ever been in a potentially dangerous or really cramped place trying to splice multiple fibres? Then you'll understand exactly how much you'll save on stress and deployment time using pre-made terminations including ready-to-use connectors. Our PryTerms™ solutions are available with up to 144 fibres and for a range of cable construction such as loose-tube, ribbon and riser. Relax and join a completely new kind of ball game.

## PryTerms™

### Overview of product range


- Ideal where field termination is impractical and for time critical situations
- An effective and efficient cable deployment option for any size of fibre optic network
- High precision factory termination, together with exceptional quality cable in a range of construction and styles
- Full factory tested terminations
- Both cable ends are terminated with loose-tube fan out kits – ensuring ease of installation
- The cables can be manufactured to any size with a range of fibre core counts, connector types
- Indoor & outdoor cable.

### Applications

- Installations requiring a quick turn around
- Data Centre, SAN, MAN & Enterprise Space
- Dangerous Environments
- Plug and play networks
- Site and campus networks
- Tunnels, Railways & Mining Sites.

### Features and benefits

- Compact multifibre terminations available up to 144 fibres
- No need for splicing equipment, which decreases deployment time
- The factory made and tested terminations and quality connectors decrease losses
- As these are pre-connected assemblies, deployment time is decreased – it's as simple as plug and play
- Improved space management in high density applications as the break out units are compact in size
- There are a range of cable constructions available (loose-tube, ribbon, riser etc)
- Potential damage during hauling and installation is limited due to the optional integrated connector sheath.

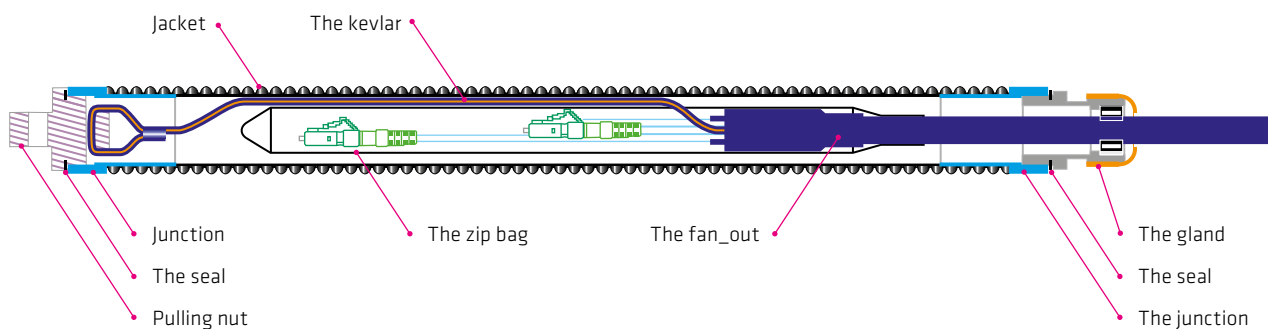


## Manufacturing options:

Cable type	Cable name	Description	Fibre counts	Oversleeving sizes (mm)	Jacket options	
Application - Internal						
Distribution	Riser	900 um tight-buffered distribution cable	2-24	2.0	LSOH	
	M15	250 um, Plco Style, reduced diameter	12	-	LSOH	
	M07	250 um, double sheath, robust cable, DC cable for raceways	12	-	LSOH	
	M05	250 um, FlexTube design, Drytube DC cable	12-144	2.0	LSOH	
Breakout	M06 (Trunk cable)	2.0/3.0 mm tight-buffered break out cable, DC cable	12-144	-	LSOH	
Application - Internal/External						
Multi Loose Tube	SM@RTCORE® MINISM@RT™	250 um loose tube fibre cable	6-144	0.9,2.0	PE/NYLON LSOH, PE	
Central Tube	Central Tube Central Tube Light	250 um loose tube fibre cable	6-144	0.9,2.0	PE/NYLON LSOH, PE	
Micro Modules	FLEXTUBE®	250 um fibre	6-144	0.9,2.0	PE/NYLON LSOH, PE	
Ribbon	Ribbon Cables	250 um Ribbon module	12-144	0.9,2.0	PE/NYLON LSOH, PE	

## Technical data

Mode	Single mode (1310/1550 nm)	Multimode (850 nm)
Maximum insertion loss (dB)	≤ 0.3 Typical 0.2 (UPC and APC)	≤ 0.4 (PC)
Return loss (dB)	≥ 55 (UPC), ≥ 65 (APC)	Not measured
Intermate ability	IEC 874-14	IEC 874-14
Operating temperature	-40°C to +85°C	-40°C to +85°C



## Cable hauling accessories

Prysmian offer three different pulling solutions that give a variety of protection:

- Light duty can be a light weight conduit or pulling sock. Capable of pulling low force items through uncongested large diameter circuits.
- Medium duty offering more robust protection, and a pulling force of up to 250 N.
- Heavy duty has a high impact conduit, with a pulling force of 1 kN. As well as this, it provides protection cover for the fibres, that is easy to remove/replace when not in use.

All of the pulling systems are designed for total protection with full flexibility, aiding the installation process whilst not impacting the performance of the cable.


We can tailor make options for other solutions if required.



Light duty connector protection



Medium duty connector protection & pulling sock



Heavy duty connector protection & pulling sock

## How to create a Part Number

The part number for PryTerms™ begins with a 2 or 3-digit code for fibre count. This is followed by a dash and then a two-digit code for the length of the pre-terminated cord.

Another dash is followed by a two-letter code, the first letter represents the connector on one end, and the second letter represents the connector at the other end of the pre-terminated cord. Another dash is next, followed by a two-digit code which denotes the oversleeving diameter.

Another dash is then followed by a two-letter code, the first digit representing the Pulling sock and the second letter represents the necessity of a Drum.

A final dash is followed by a two-letter code, the first letter denoting the fibre type, and the second to indicate the sheath colour of the pre-terminated cord.

### PryTerms™ part number chart:

Fibre count	Dash	Length	Dash	Inner end	Outer end	Dash	Diameter	Dash	Pulling sock	Drum	Dash	Fibre type	Sheath colour
XXX	-	XX	-	X	X	-	XX	-	X	X	-	X	X
<b>72</b>	-	<b>05</b>	-	<b>D</b>	<b>D</b>	-	<b>20</b>	-	<b>M</b>	<b>X</b>	-	<b>B</b>	<b>Y</b>

Enter Fibre count in two or three digits.

Examples:  
01 = 1 fibre  
99 = 99 fibres  
144 = 144 fibres

A = FC/UPC  
B = FC/APC  
C = SC/UPC  
D = SC/APC  
E = ST  
F = E2000/UPC  
G = E2000/APC  
H = LC/UPC  
J = LC/APC  
K = MTP/MPO  
L = MTP/MPO/8°  
X = None

Pulling sock:  
L = Light  
M = Medium  
H = Heavy

A = SM G652D  
B = SM G657A1  
C = SM G657A2  
D = MM 62.5/125 OM1  
E = MM 50/125 OM2  
F = MM 50/125 OM3  
G = MM 50/125 OM4  
H = MM 50/125 OM5

Enter length in two digits.

Examples:  
01 = 1 metre  
15 = 15 metres  
99 = 99 metres

A = FC/UPC  
B = FC/APC  
C = SC/UPC  
D = SC/APC  
E = ST  
F = E2000/UPC  
G = E2000/APC  
H = LC/UPC  
J = LC/APC  
K = MTP/MPO  
L = MTP/MPO/8°  
X = None

09 = 900 um  
12 = 1.2 mm  
18 = 1.8 mm  
20 = 2.0 mm  
24 = 2.4 mm  
30 = 3.0 mm

Drum:  
X = None  
Y = Yes

For SMF:  
Y = Yellow  
B = Blue  
For MM:  
O = Orange  
For MM OM3:  
A = Aqua  
For MM OM4:  
V = Violet  
For MM OM5:  
L = Lime green  
Others on request.

### Example:

**Part number: 72-05-DD-20-MX-BY**

The above example describes a 72 fibre PryTerms™ which is 5 metres in length, with SC/APC connectors on both ends. The diameter of the PryTerms™ is 2 mm. It requires a Medium Pulling Sock and does not need to be wound onto a drum. The fibre type is G657A1 and the cable will have a yellow sheath.

All sizes and values without tolerances are reference values. Specifications are for product as supplied by Prysmian Group; any modification or alteration afterwards of product may give different result. The information contained within this document must not be copied, reprinted or reproduced in any form, either wholly or in part, without the written consent of Prysmian Group. The information is believed to be correct at the time of issue. Prysmian Group reserves the right to amend this specification without prior notice. This specification is not contractually valid unless specifically authorised by Prysmian Group.

# Linking the future

## **Prysmian Australia Pty Ltd**


1 Heathcote Road, Liverpool 2170 NSW, Australia  
Ph: 1300 300 304 Fx: 1300 300 307  
E-mail: sales.au@prysmiangroup.com  
www.prysmiancable.com.au

## **Prysmian New Zealand Ltd**

30 Binsted Road, New Lynn 0600 Auckland, New Zealand  
Ph: (09) 827 3109 Toll Free: 0800 492 225  
E-mail: sales.nz@prysmiangroup.com  
www.prysmiancable.co.nz

## **Connect with us**

 Prysmian Australia & New Zealand

 Prysmian Group



A brand of the

**Prysmian**  
Group